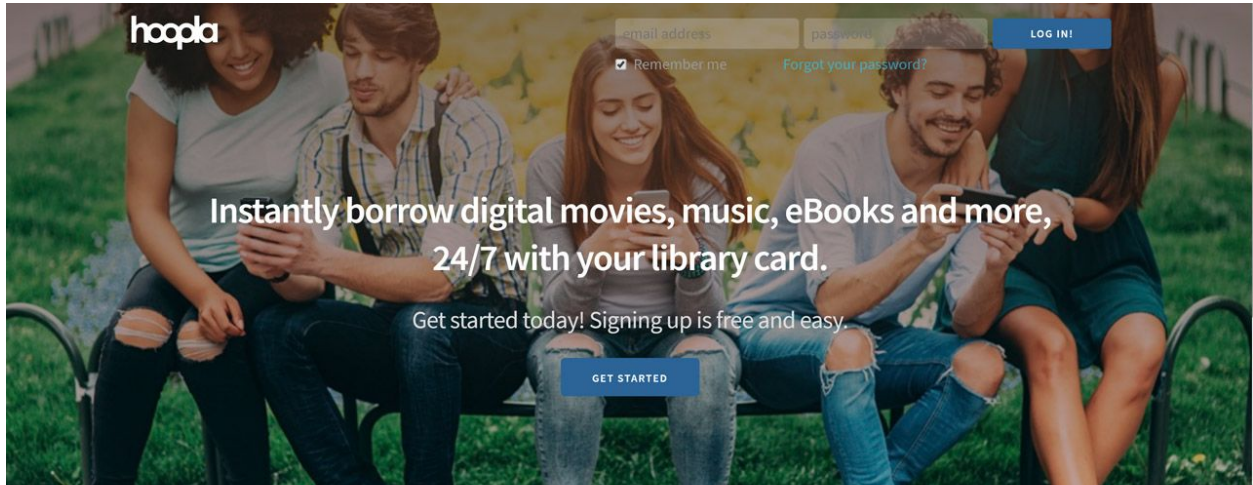


To get started using Hoopla on a computer browser, **click the "Go to Hoopla" link** in this tutorial. If you already have an account, **enter your email address and password**, and then **click the LOG IN! Button**. If you don't have an account, **click the Get Started button** in the center of the screen.

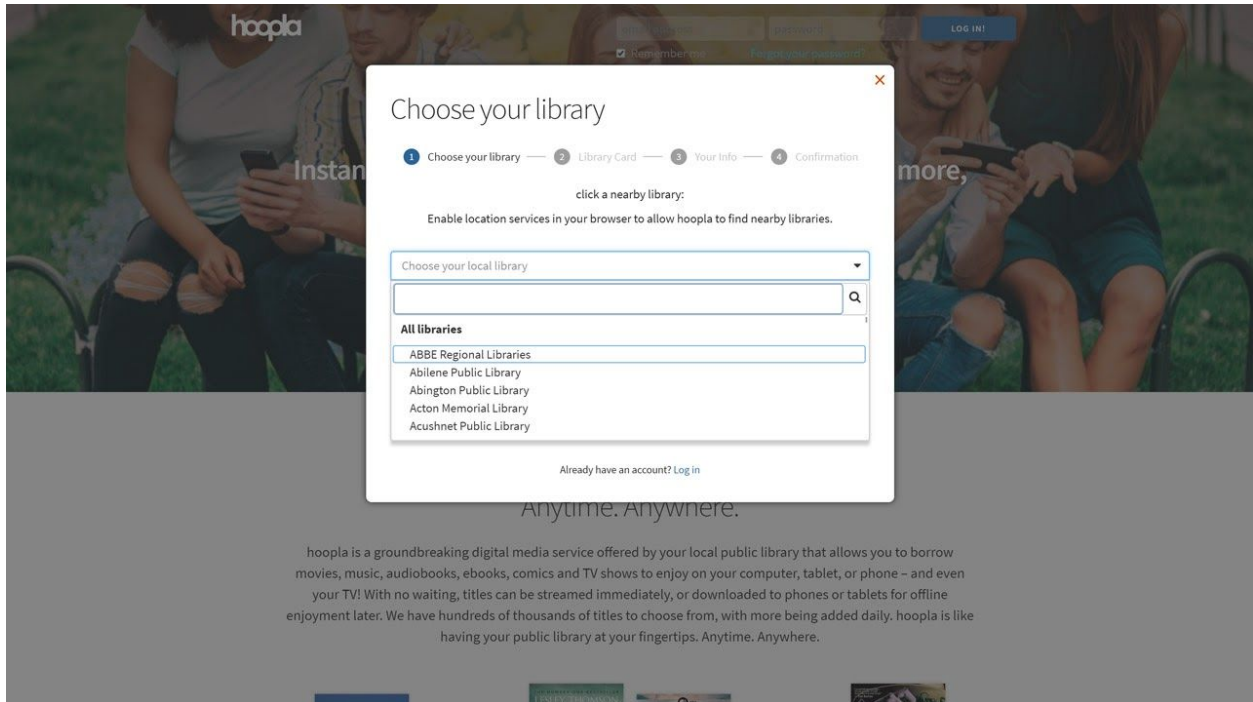


Your public library at your fingertips.

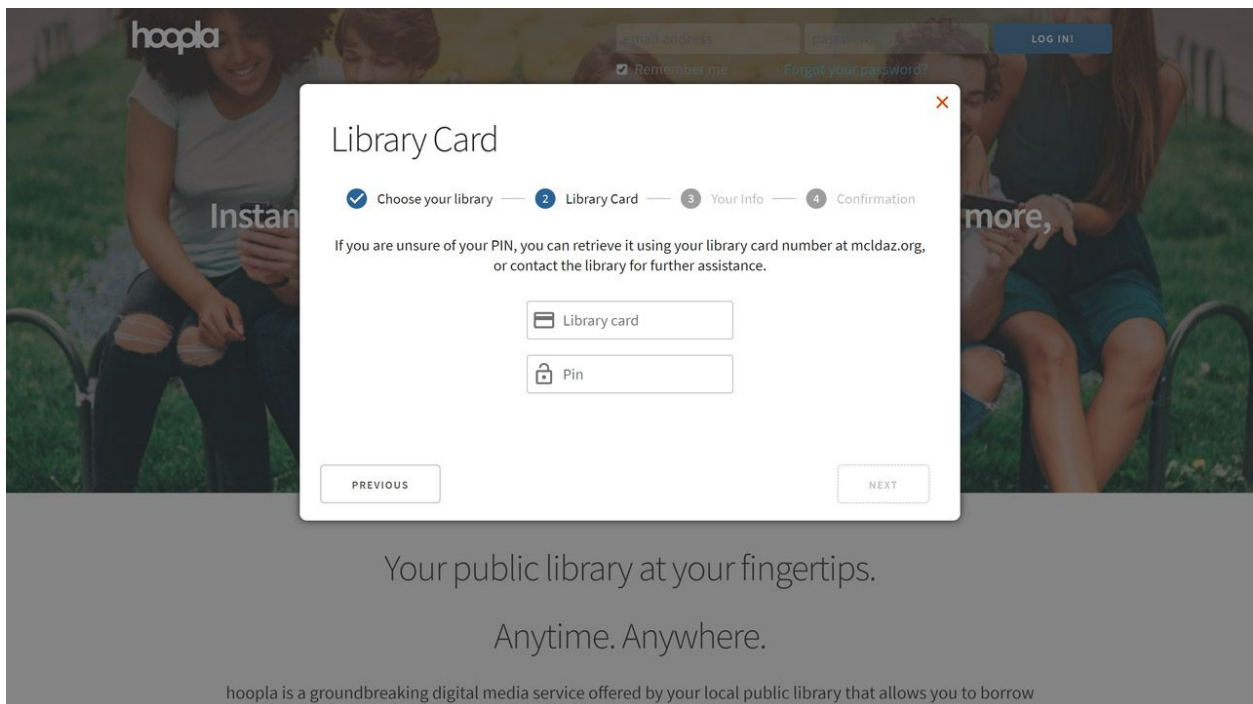
Anytime. Anywhere.

hoopla is a groundbreaking digital media service offered by your local public library that allows you to borrow

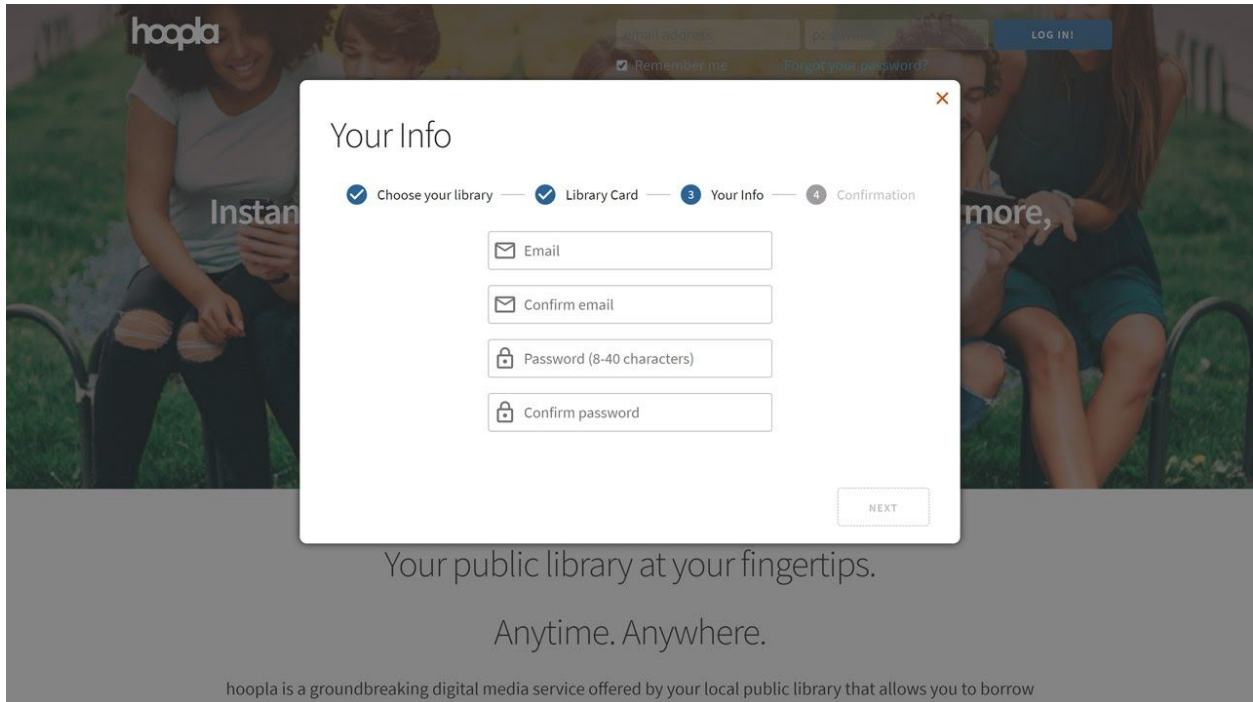
In the box that pops up, **click the Choose your local library dropdown menu**, **enter the name of your library**, and **click your library** when it appears below. **Click Next** when you're done.



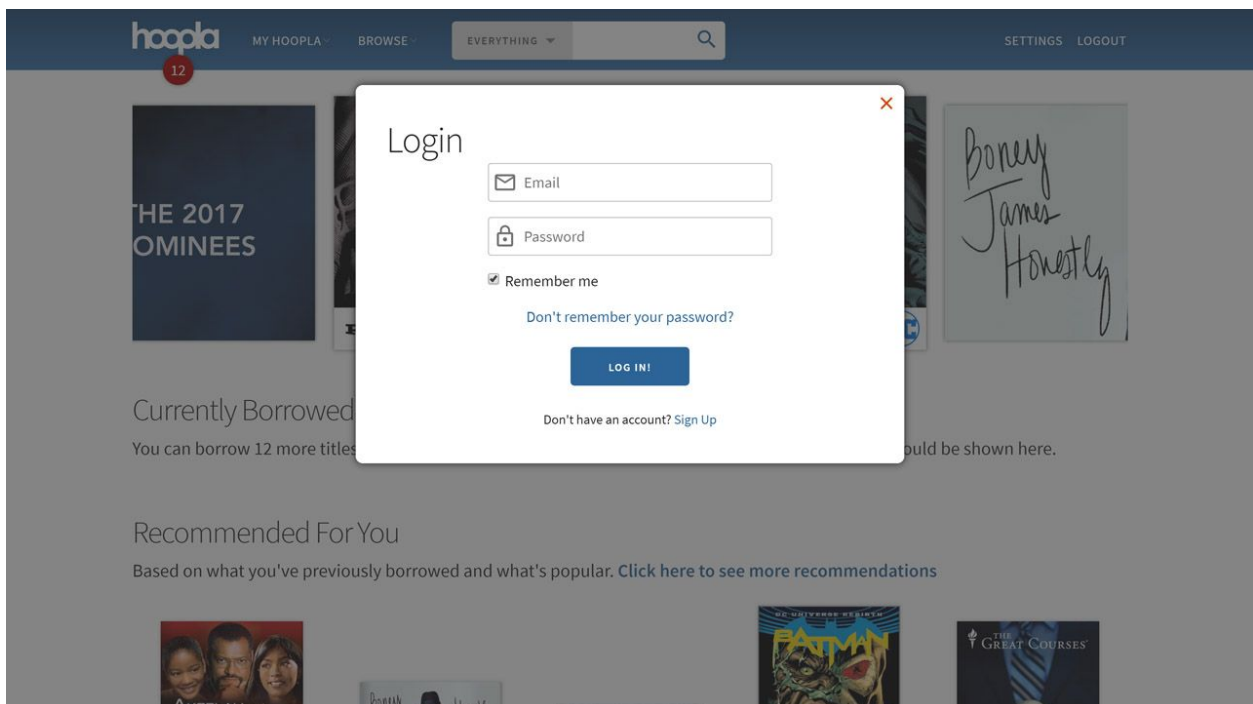
Enter your library card and PIN, and then click Next.



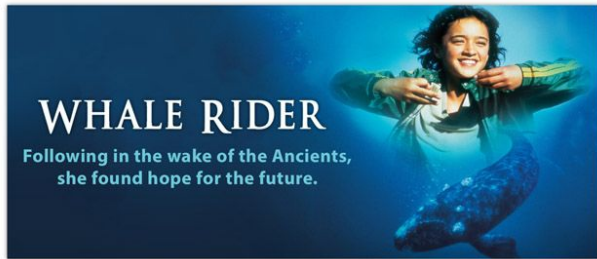
Enter and confirm your email and a password. Then click Next.



Finally, **enter your email and password**, and then **click the Log In! button**.




You can now use Hoopla. You will start on the home page, which shows all the titles you currently have borrowed and recently returned. To personalize your Hoopla experience, **click Settings**.



Currently Borrowed

You can borrow 9 more titles this month.

[Click here to see your borrowing history](#)



Here you can choose what notifications you want to receive from Hoopla, turn on or off Kids Mode, and show or hide your Borrowing History. You can also **click the Select button** to the right of Recommendations,...

EDIT EMAIL

CHANGE PASSWORD

LIBRARY SETTINGS

I want to receive emails from hoopla to stay up to date on content and features.

YES NO

Kids Mode

Only show kid-appropriate content in your browse and search results.

ON OFF

Borrowing History

We normally keep track of your borrowing history to make it easier for you to borrow items again.

HIDE SHOW

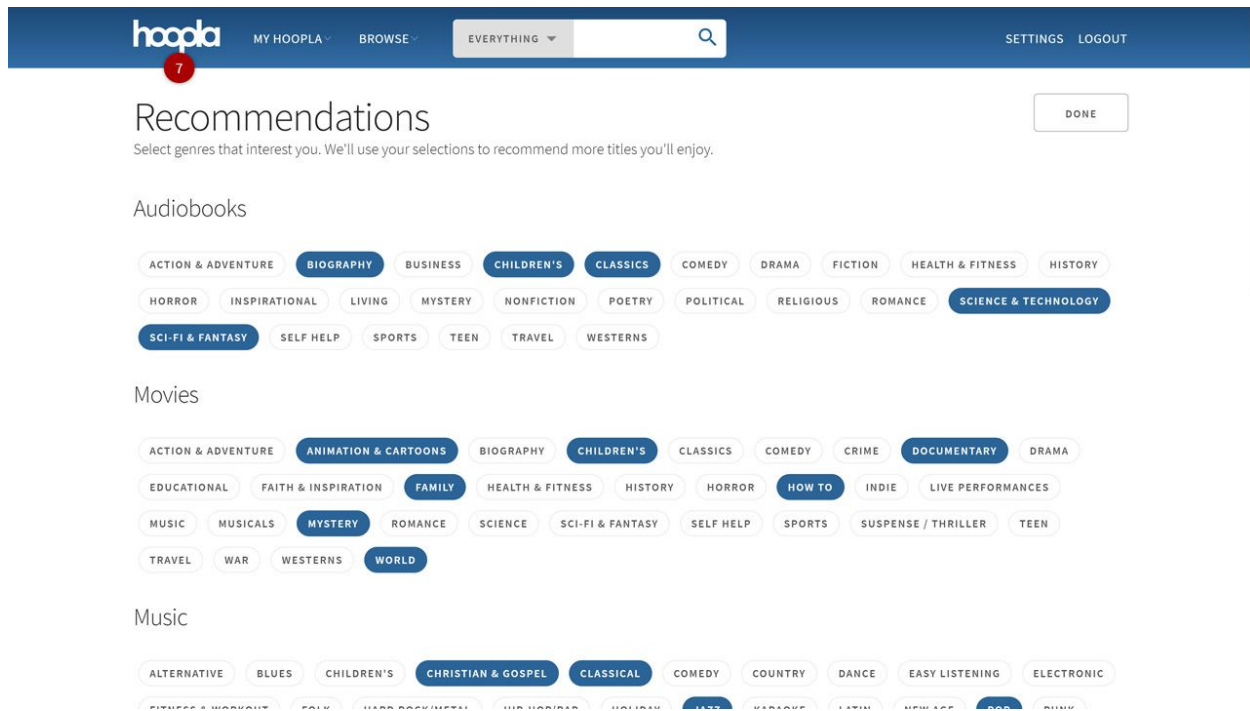
Recommendations

Select categories that best fit your interests. We'll use them to recommend similar titles we think you'll enjoy.

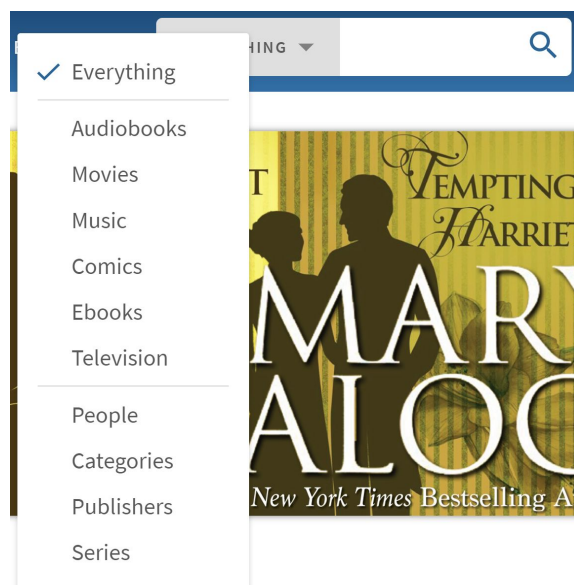
SELECT

LOG OUT

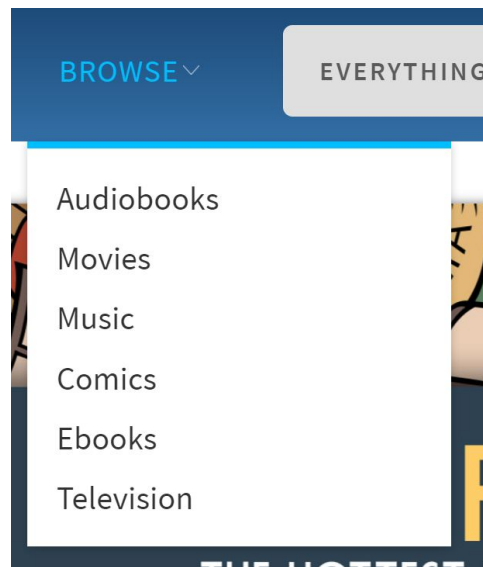
And **click the genres** that interest you for each type of media. Hoopla will use your selection to suggest media you might want to see. When you are finished, **click Done** at the top of the page.



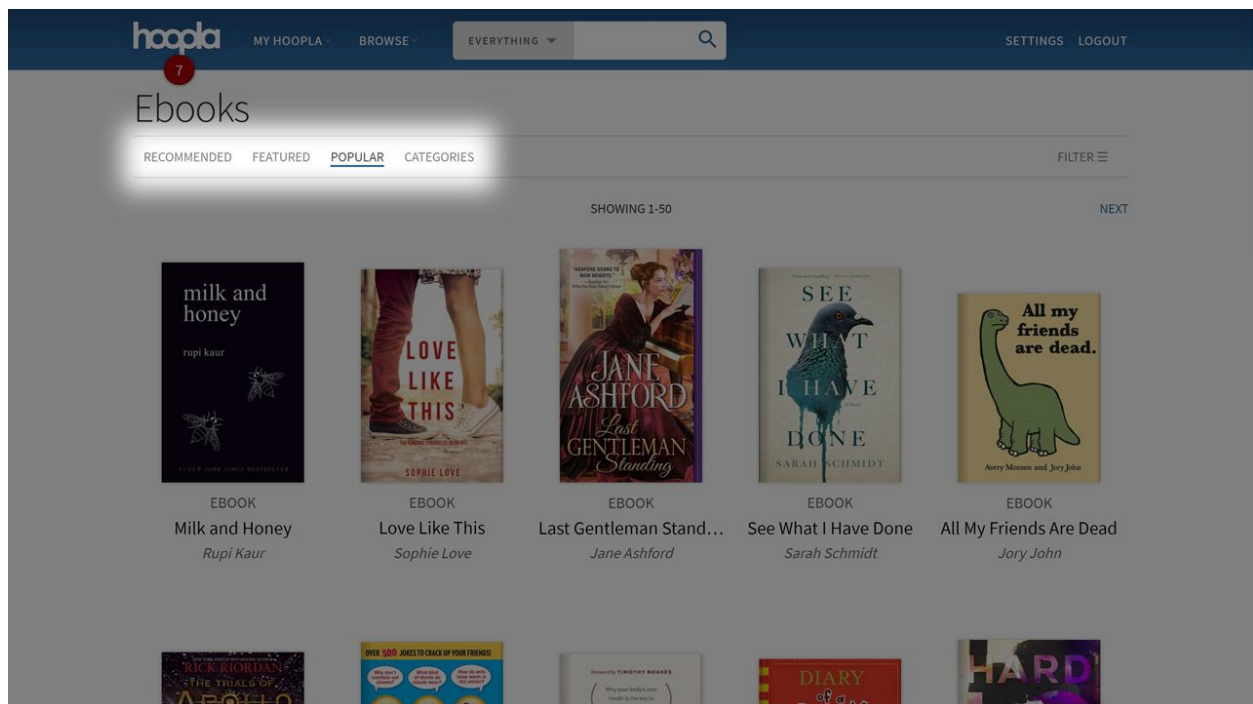
To find a title, you can **enter a term in the search bar** and limit your search to a type of media when you **click the dropdown menu in the search bar** and **select a media type**.



If you want to explore available titles, **click the Browse dropdown menu** and **select a media type**.




Hoopla uses four tabs to suggest titles—Recommended, Featured, Popular, and Categories. **Click a tab** to view the suggested titles.



When you have found a title that interests you, **hover over the title**. You can **click the Borrow button** to immediately check out the title, or **click the Heart button** to add it to your favorites. If you want more information, **click the picture**.

See What I Have Done



RATE THIS TITLE



Sarah Schmidt

Fiction

2017 324 printed pages

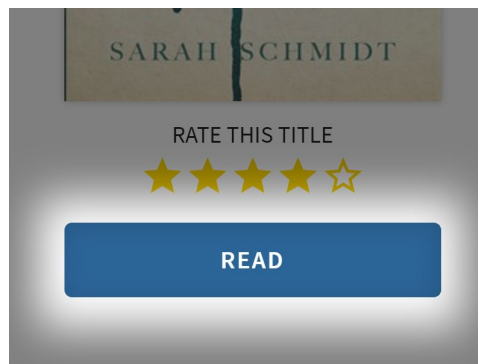
BORROW



A pop up will appear with a detailed description, similar artists, and similar titles. You have the ability to borrow and add to favorites here as well; just **click the Borrow button** below the title's picture or **click the heart** in the top-right corner.

The screenshot shows the Hoopla website interface. At the top, there is a navigation bar with the Hoopla logo, 'MY HOOPLA', 'BROWSE', 'EVERYTHING', a search icon, 'SETTINGS', and 'LOGOUT'. Below this, the book title 'See What I Have Done' is displayed with the year '2017'. To the right of the title are icons for a heart, Facebook, and Twitter. Below the title, it says 'GROVE/ATLANTIC, INC. ENGLISH 324 PRINT PAGES'. The book cover features a blue bird with a red eye and the title 'SEE WHAT I HAVE DONE' by Sarah Schmidt. Below the cover is a 'RATE THIS TITLE' section with five yellow stars and a 'BORROW' button. To the right of the cover, the author's name 'by Sarah Schmidt' and the genre 'A Novel' are listed. A detailed synopsis follows, describing the plot of the novel. Below the synopsis are two tags: 'Fiction' and 'Literary'. At the bottom of the page, a note states: 'This title is available for 21 days after you borrow it. This title is available for streaming and downloading (mobile devices only).'

Once you've borrowed a title, the borrow button will change to "Read" for books and comics or "Play" for music and videos. **Click the Read or Play button** to open the title in your browser.



Finally, to find a list of your borrowed and favorited titles, **hover over My Hoopla** and **select Currently Borrowed or Favorites**.

- My Hoopla
- Currently Borrowed
- Favorites
- History